

# Year 1 - Will and Elliott described how they adapt to different seasons brilliantly.

SUMMER I wear a tee  
shirt IN SUMMER I go to the  
SEA IN winter I wear gloves  
winter I go to ice skating.

19.9.17

L.o. I can write about how we adapt to seasons

\*Wow! Beautiful Writing.



Elliott



Summer I go to the beach.  
Summer I wear a t-shirt  
Summer I go to the  
beach. In winter I stay  
at home. In winter I wear lots  
of layers.

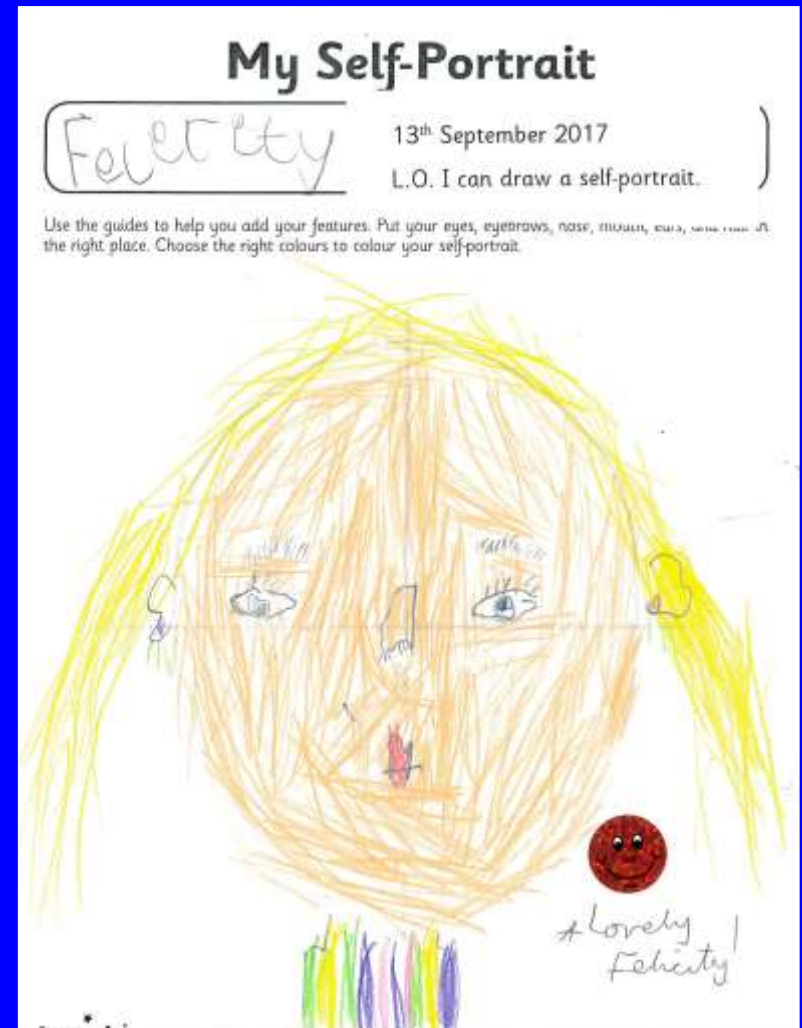

19.9.17

L.o. I can write about how we adapt to seasons  
\*I like your layers!



Will

Year 1 - Lucas P and Felicity drew great self-portraits. They really tried to make their features look realistic.



# Year 2 - Eloise and Emily C worked well together to order the events in Beegu.

<p>Beegu is lonely because she hasn't got any friends so she tried to talk to people.</p>	<p>Beegu was sad because she was alone but she was happy instead a lady now she has some friends.</p>	<p>So she felt sad and lonely and she was walking down the street.</p>
<p>Beegu was a lonely little creature. She was very happy.</p>	<p>But the teacher said for our school had no Beegu.</p>	<p>She wanted the teacher to let her and her friends.</p>

Eloise & Emily C

Year 3 - Darcie and Alfie showed excellent organisation in maths when finding missing numbers for addition calculations.

10. 9. 4. 7

10. To solve missing numbers problems

1.  $62 + \boxed{21} = 83$

2.  $49 + \boxed{15} = 64$

3.  $28 + \boxed{32} = 60$

4.  $52 + \boxed{19} = 71$

5.  $\boxed{31} + 29 = 60$

6.  $\boxed{24} + 42 = 66$

7.  $\boxed{15} + 37 = 52$

8.  $\boxed{\quad} + 64 = 75$

7.  $37 + \boxed{15} = 52$

8.  $64 + \boxed{11} = 75$

9.  $23 + \boxed{36} = 59$

10.  $35 + \boxed{13} = 48$

Excellent maths  
careful and accurate  
(1hp)

10. To solve missing numbers problems

1.  $62 + \boxed{21} = 83$

2.  $49 + \boxed{15} = 64$

3.  $28 + \boxed{32} = 60$

4.  $52 + \boxed{19} = 71$

5.  $\boxed{31} + 29 = 60$

6.  $\boxed{24} + 42 = 66$

7.  $\boxed{15} + 37 = 52$

8.  $\boxed{\quad} + 64 = 75$

Well done!  
Neat and  
careful work  
(1hp)

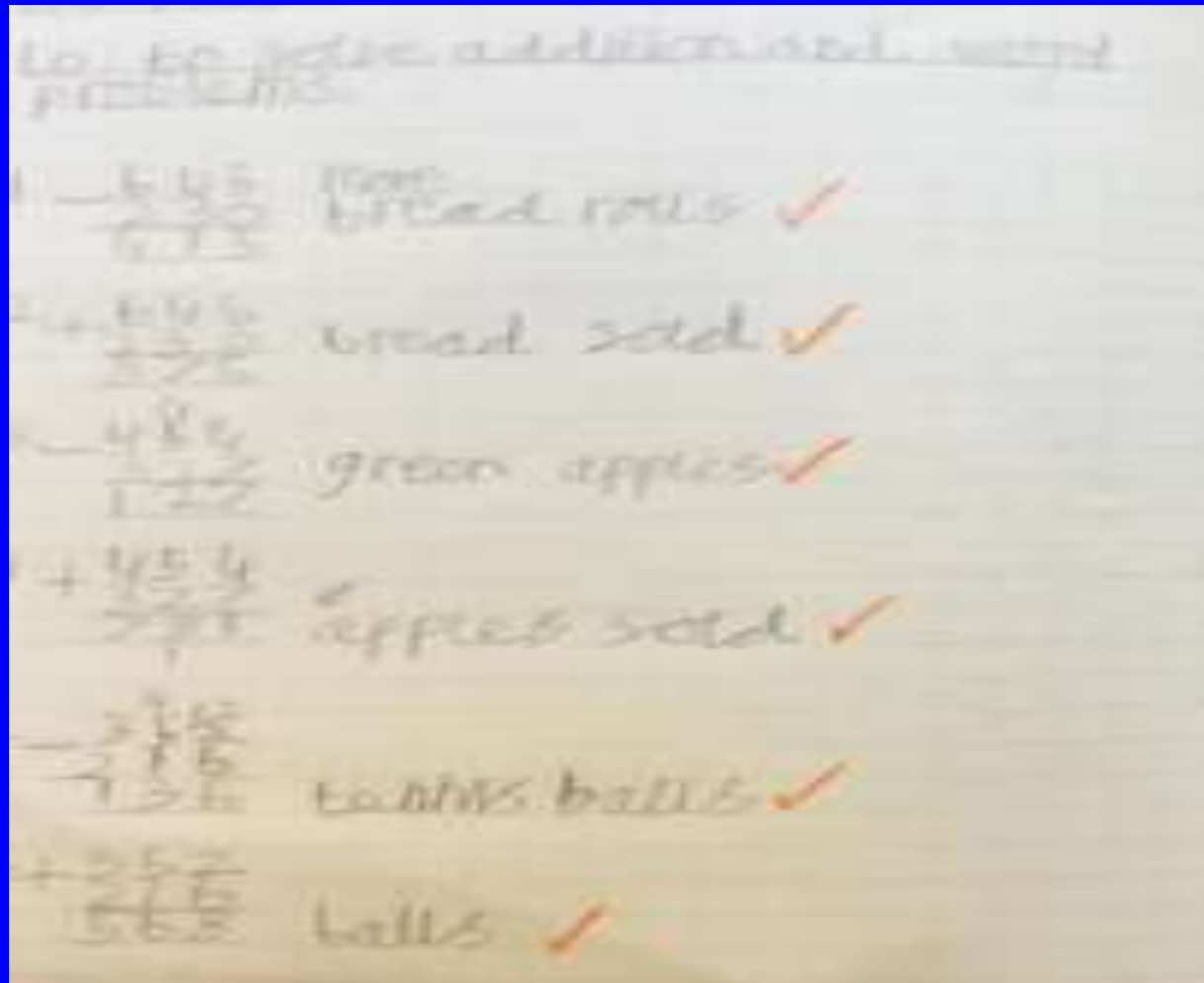
Year 3 -  
Amber  
work very  
hard on her  
diary entry  
this week.

bear, & my  
I had a amazing day today.  
First I want to tell you about  
my doll. I went to a SARKLE  
golden tent when I walked into the  
spilly place to I felt a bit  
scared ✓

— A little bit later  
it began. The <sup>curtain</sup> began  
to open slowly. The jug was  
came on with scissors but  
they didn't come down. ✓ I  
I was a bit worried because  
they just didn't come down.  
Aadiu ka lam <sup>picked</sup> me up  
and brought me to the plate  
bweetner. I went on to the  
~~place between~~ silyng carpet it was  
shy. ✓

— At last I got back on the  
silyng carpet and brought back  
a small white, and the rabbit  
when I got back to the golden  
tent.

Year 4 - Leo worked methodically to work out addition word problems successfully.



Year 4 - Max  
was quick and  
accurate  
when  
identifying  
different  
types of  
words.

Year 4 - Max

12. To identify different types of words

Dr. Surprise - Character Description

Dr. Surprise was a tall thin man. He wore a very dark suit, shirt and tie, and shoes, which squeaked ever so slightly when he moved. The stiff white cuffs of his shirt poked out of the bottoms of his sleeves and almost hid his hands from sight. What you could see of his hands was covered by thin black silk gloves. He was bald except for a few long strands of hair that grew from somewhere near the back and looped around the dome of his head several times before drooping down just above his left eye. His hair was curly, a deep midnight black, and from a very expensive hairbrush.

In his right eye he wore a monocle (that's like half a pair of glasses. In case you didn't know) that glistened whenever he moved his head, which he didn't do very often at all.

On his feet were a pair of large pink fluffy slippers shaped like rabbits. (When he went on stage he changed into smarter shoes, but right now he was off duty.)

He smelt ever so slightly of wax.

Colour Code




- = Nouns
- = Adjectives
- = Verbs
- = Adverbs

Excellent word identification Max

Now draw how you visualise that Dr. Surprise would look.

Year 5-

Congratulations to everyone for a very entertaining French assembly! I'm very proud of you all, and your pronunciation was "fantastique"!





Year 6 - Corey produced an excellent poster, in the time set, using the editing features we had learned about in computing.

## A positive class mate

### Character traits

FUNNY.  
HAPPY.  
KIND.  
HELPFUL.  
SMILES.  
CONFIDENT.



### Words to describe

#### them

ENTERTAINING.  
GOOD PERSONALITY.  
EASY TO SPEAK TO.  
GOOD LEADER.  
FANTASTIC IMAGINATION.  
HELPS PEOPLE.  
HUMOROUS.  
KIND.  
ACTIVE.  
BRILLIANT FRIEND.  
FANTASTIC FRIEND.

### Actions

HELP YOU UP IF YOU FALL.  
PLAY WITH YOU.  
SIT WITH THEM AT DINNER.  
PLAY TAG OR MAN-HUNT WITH YOU.

### What they would never do

HIT ME.  
MAKE FUN OF ME.  
BULLY ME.  
LEAVE YOU OUT.  
NOT IGNORE YOU.

# Year 6 - Reuben

## A Positive Classmate

### Character Traits

Kind

Gentle

Caring

Helpful

### Never

Be Offending

Kick Someone

Hit Someone

Break someone's Things

Share Secrets

### Actions

Helping Someone in Need

Taking Care of Someone

Making Friends with Anyone

### Words

Amazing

Cool

Good

Nice

Wonderful



# House Point Winners!

Fourth Place - Lincoln 199

Third Place - York 217

Second Place - Chester 225

First Place - Durham 241

