

Reception were set a challenge in the outdoor area. They had to get from the start line to the finish line using 2 crates and 1 plank in groups of 3. They were not allowed to touch the grass!! They demonstrated fabulous team work!


How can we get across the swamp without going in the water?
Safir: "maybe we can jump"
Megan: "Demi pass me the blue plank and we pass it"

Lucas said "you have to be strong because they are heavy".

Emily: I'll be in the middle and pass it along"
Milly: Pass it along Esme to me.


Tilly quickly recognised that they had to work together and move along: "pass it to Mickey".



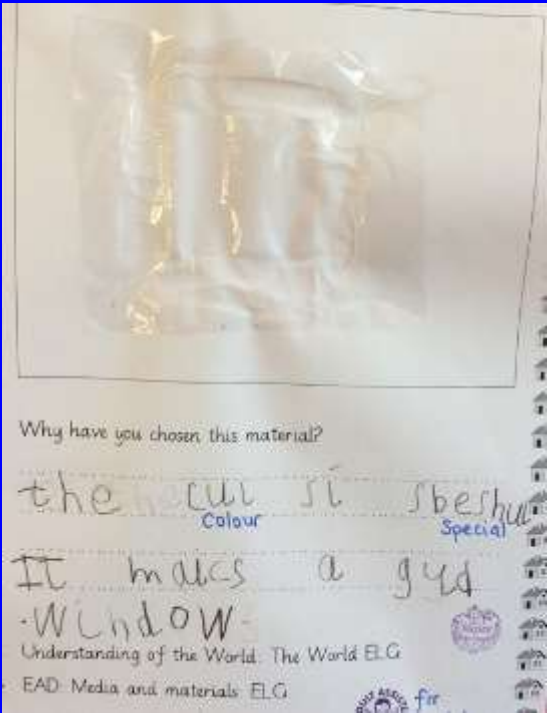


The sun cannot
get through.
Will

It is nice and
shiny.
Freya



The colour is special.
It makes a good
window.
Louis



Reception have been
looking at materials and
deciding which material
would make a good
window! There were
lots of interesting
explanations for their
choices!

Year 1 have been learning how to use the prefix un and question marks. Evan and Oliver H wrote fantastic leaflets for 'How to be an un-monster'

Friday 28th April 2017
L.O. I can use the prefix un-

HOW to be an un-monster



How can I be unkind?
You can be unkind by throwing
mudballs at people and making
people's shoe laces untied

How can I be untidy?
You can be untidy by throwing
your clothes on the floor in your
room

How can I be unhealthy?
You can be unhealthy by
eating lots of lollypops


twinkl

and eating lots of
chocolate.

How can I be unfit?
You can be unfit by not
going to the gym or looking
down at your tablet.

How can I be unhappy?
You can be unhappy by
putting a frown on your
face and having a night
mare.


*Great use of conjunctions
Δ-ing on verbs.



Teacher		Me
✓	Prefix un	✓
✓	Question marks	✓
✓	Capital letters and full stops	✓
✓	Joined up writing	✓
✓	Personal Target: Punctuation use	✓


twinkl

Year 1 - Oliver H



Friday 28th April 2017
L.O. I can use the prefix un-

How can I be an un- monster




How can I be unwell?


When you can stand out side with no one
take unwell you can drink some water and it will
give you a bad sickness.
you can eat sticky tissues to get porly.
take unwell you can eat lots of sweets.

How can I be untidy?

You can be untidy by leaving my toys
on the floor. I can be untidy by
leaving the sticky bit on the gloves.
I can be untidy by leaving my bed
messy.



twinkl www.twinkl.co.uk




I can be untidy by getting in the mud.
I can be untidy by circling my marks.


How can I be unhappy? I can be
unhappy by cheating for the
wrong team.

Much better spelling
Try to join

Teacher		Me
✓	Prefix un	✓
✓	Question marks	✓
✓	Capital letters and full stops	✓
	Joined up writing	
	Personal Target:	
better	Spelling	



twinkl www.twinkl.co.uk



Year 2 - Amber K-J and Isabelle B wrote beautiful, thoughtful pieces of writing about the hopes and dreams of characters from our English book 'The Journey Home'.

28/4/2017
Learning Objective
I can edit and improve my work

I can't ~~like~~ ^{have} live here any more. My beautiful ~~ed~~ colossal tree have gone. What a big disaster! Will I ever see my family? I ~~have~~ a way to get home ~~sooner~~ ^{sooner}! Go ~~sooner~~! Give me my home back! Come on ~~so~~ ^{on} Go ~~sooner~~! I'm searching for a new home. I hope humans don't get us. Please get ~~me~~ me home. I can't ~~swim~~ without trees. My trees have gone because humans ~~cut~~ ^{cut} them down. So does that mean I can't get home?

Subord when, if, that, because, after, as, while, while	Coord or, and, but, so, yet	Suffixes -ing, -s, -es, -er, -ment, -ness, -ful, -less, -ly	Exclam Command Statement Question
Contractions can't I'm don't	Consistent Demarcation maddy	Punct ?/! ? ! ..	Pres/past tense correctly used
Noun phrases ✓	Comm ex words beautiful	Seg spoken words into phonemes then graphemes -sp many correctly 	


* Lots of ~~look~~ lookins.
△ Check capital letters.

Year 2 - Isabelle's work.

28/4/2017

Learning Objective

I can edit and improve my work



Subord when,if,that, because,after,as, which,while	Coord or,and,but,so, yet	Suffixes (ed,ing,s,es, est,ment, ness,ful,less,ly)	Exclam ✓ Command ✓ Statement ✓ Question ✓
Contractions <i>never, don't, I'm, can't</i>	Consistent Demarcation ✓	Punct ?/! <i>! ?</i>	Pres/past tense correctly used
Noun phrases ✓	Comm exept words	Seg spoken words into phonemes then graphemes -sp many correctly	

Year 3 - Izzy wrote a diary entry about the day Bill went to school in a dress.

Dear Diary,

Today couldn't get more worse! ✓
I got out of bed, looked in the mirror and I realised that I was a girl. My mum leaped in and threw a pink frock over my head and then zipped up the back. The sun was shining outside and as just as I slowly stepped out of my room my dad rushed past and said, "Bye poppet see you later." I was very annoyed by that.

As usual I said bye to my mum and walked to school. When I got there I saw Mean Martin whistling at me, it was deffening and I'd be very embarrassed if he saw me like this. ✓

After assembly, my class did a play it was Rapunzel. All the class liked their part ~~except~~ and guess what I was. I was Rapunzel. ✓

An hour later I went to the toilet and I was puzzled because I didn't know which toilet to go, in boys or girls. Because I was a girl I went into the girls toilet, I went into a locker and peacefully sat down. It was a whole new world in the girls because it was alot different to the boys. ✓

I am writing this in my bed and am about to go to sleep. I hope tomorrow is alot better!

(hp)

IZZY

* A super diary entry - well done!



Year3 -
Sunset
pictures of
Egypt



By Antonia




By Daisy

Year 4


**Times Tables
Flowers**

Polly Fordham



Year 4

Grace Ringer



Year 5- Robby and Corey worked extremely hard to understand how stacks and stumps are formed.

- Stump after maybe 1000 years the stack will weather, rain, wind and sometimes lightning and eventually turn into nothing. Bigger caves over time the caves get bigger and get more worn away until an arch forms. Natural Arch when an arch forms it looks a tiny bit like a bridge, over time the top caves in and turns into a stack.

Cracks I in the waves there is rocks and sometimes it washes in to diggs and makes a little crack. Small caves From those cracks comes small caves and they get eroded into a bigger cave, but the only reason it gets eroded away is because the sand and rocks bash against it.

a stack gets worn down by weather, rain, wind and sometimes thunder and lightning and turns into a stump.

L.O. Draw and explain the process of erosion on a cliff face.

Tuesday May 2017
 L.O. Draw and explain the process of erosion on a cliff

Crack Starting cave bigger cave Natural arch Stack

This crack is formed by erosion and if a rock is chalk or quite soft, then even hard rock can't do this easily.
 The crack has carbon and eroding and has gets formed a cave in the cliff face.
 The cave gets bigger when this is the stage before an arch.
 This Now is a natural arch this is the highest cave formation in the cycle, it is an arch.
 This is a stack formed when the top bit of the arch falls off.

crack Starting cave bigger cave Natural arch Stack

Year 5-

Erin persevered while completing a challenge which involved converting between mixed numbers and improper fractions.

5/20/2

Mixed Numbers and Improper Fractions Codebreaker

A	B	C	D	E	F	G	H	I	J	K	L	M
$2\frac{2}{5}$	$2\frac{4}{5}$	$\frac{19}{12}$	$1\frac{5}{7}$	$2\frac{1}{3}$	$\frac{18}{7}$	$\frac{13}{5}$	$\frac{7}{4}$	$5\frac{1}{2}$	$\frac{4}{3}$	$\frac{16}{7}$	$\frac{7}{10}$	$2\frac{7}{8}$
N	O	P	Q	R	S	T	U	V	W	X	Y	Z
$\frac{17}{6}$	$2\frac{1}{4}$	$\frac{10}{3}$	$\frac{14}{11}$	$\frac{23}{10}$	$\frac{22}{5}$	$1\frac{1}{2}$	$2\frac{3}{5}$	$4\frac{1}{4}$	$\frac{11}{4}$	$\frac{2}{7}$	$\frac{14}{9}$	$\frac{11}{8}$

Convert mixed to improper or vice versa (answers must be in their simplest form), link your answers to the table above to reveal why the police officer had a sheet of very thin paper:

$3\frac{3}{2}$	$1\frac{1}{4}$	$\frac{7}{3}$	$1\frac{3}{9}$	$3\frac{1}{4}$	$\frac{17}{5}$	$2\frac{5}{6}$	$\frac{6}{4}$
$1\frac{1}{2}$	$\frac{2}{24}$	$2\frac{1}{2}$	$\frac{10}{8}$	18	$3\frac{2}{3}$	$\frac{17}{1}$	$2\frac{1}{12}$
T	H	K	Y	W	a	N	Q T
$\frac{14}{6}$	$\frac{12}{7}$	$\frac{9}{6}$	$\frac{7}{4}$	$\frac{15}{10}$	$2\frac{3}{10}$	$\frac{34}{10}$	$\frac{7}{12}$
$2\frac{1}{2}$	$1\frac{5}{7}$	$1\frac{1}{2}$	$2\frac{1}{4}$	$1\frac{2}{10}$	23	$3\frac{2}{5}$	$\frac{19}{12}$
E	D	T	O	T	R	A	C
$\frac{21}{9}$	$\frac{2}{45}$	$\frac{18}{8}$	$1\frac{2}{7}$	$\frac{28}{12}$	$2\frac{24}{14}$	$\frac{15}{18}$	$\frac{35}{15}$
Q	22	$2\frac{1}{4}$	M	E	O	N	E


1. $1\frac{2}{4}$
2. $\frac{7}{2}$ ✓ $1\frac{1}{2}$ ✓ $\frac{9}{4}$ ✓ $1\frac{1}{4}$ ✓
3. $1\frac{5}{9}$ ✓ $\frac{14}{9}$ ✓
4. $5\frac{1}{4}$ ✓ $\frac{15}{4}$ ✓ $1\frac{5}{10}$ ✓ $1\frac{1}{10}$ ✓
5. $\frac{12}{5}$ ✓ $\frac{3}{5}$ ✓ $1\frac{1}{6}$ ✓ $\frac{5}{10}$ ✓ $2\frac{1}{2}$ ✓
6. $2\frac{5}{6}$ ✓ $\frac{17}{6}$ ✓ $1\frac{5}{10}$ ✓ $\frac{35}{10}$ ✓ $5\frac{5}{10}$ ✓
7. $\frac{6}{4}$ ✓ $1\frac{1}{2}$ ✓ $1\frac{6}{10}$ ✓ $\frac{7}{10}$ ✓ $\frac{10}{15}$ ✓
8. $\frac{6}{4}$ ✓ $1\frac{1}{2}$ ✓ $\frac{21}{10}$ ✓ $1\frac{5}{10}$ ✓
9. $2\frac{2}{6}$ ✓ $\frac{15}{10}$ ✓ $1\frac{5}{10}$ ✓

10. $\frac{18}{2}$ ✓ $1\frac{2}{8}$ ✓ $\frac{1}{4}$ ✓
11. $\frac{23}{2}$ ✓ $+6$ ✓ $2\frac{7}{8}$ ✓
12. $\frac{28}{12}$ ✓ $1\frac{4}{12}$ ✓ $\frac{2}{6}$ ✓ $\frac{1}{3}$ ✓
13. $5\frac{16}{14}$ ✓ 3 ✓
14. $2\frac{15}{18}$ ✓ $+18$ ✓ $\frac{2}{36}$ ✓ $+15$ ✓ $\frac{36}{36}$ ✓

EX You accurately converted between mixed numbers and improper fractions

Year 6 In D.T. we
have created monsters.

Coby



Year 6
Tess

